

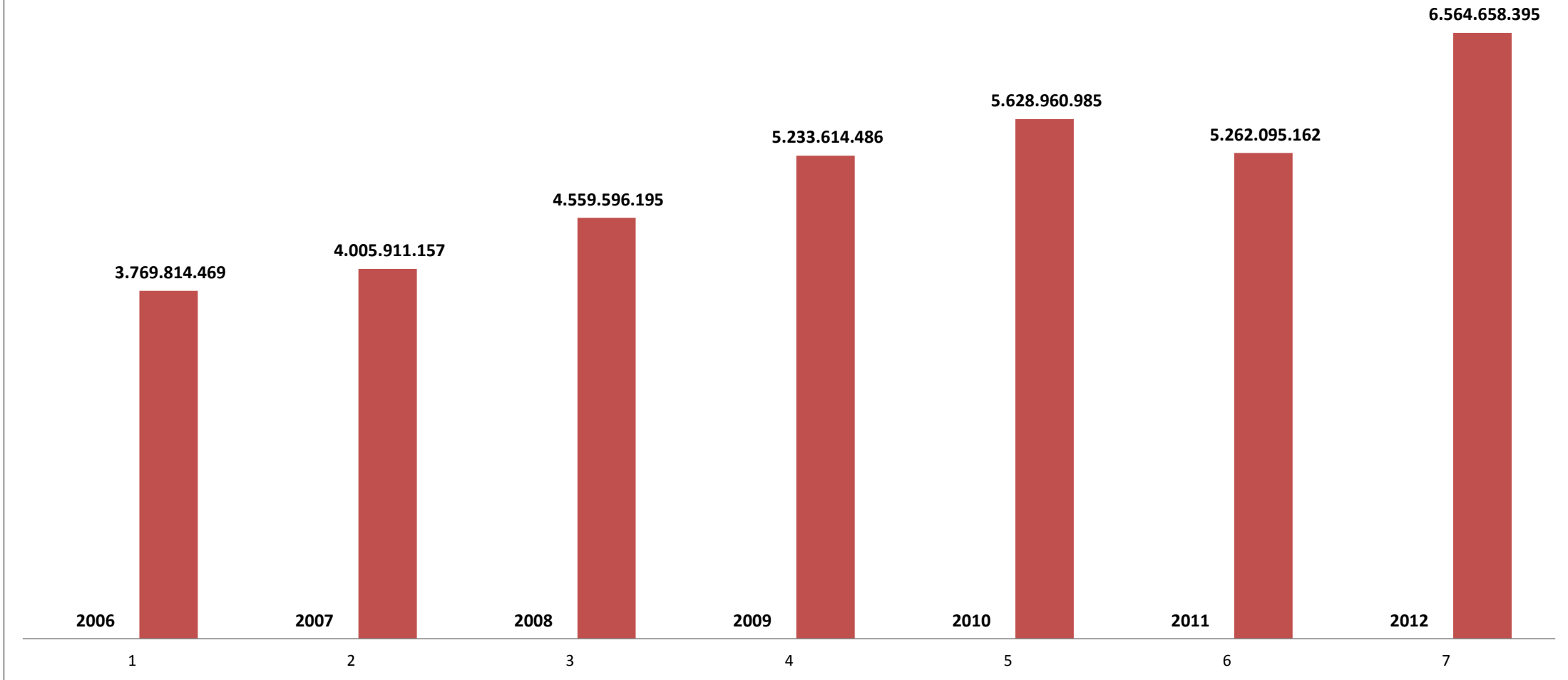
**COMPARATIVO DE INGRESOS 2006, 2007, 2008, 2009, 2010, 2011 Y 24-10- 2012**

|                      |   | 2.006            | 2.007            | 2.008            | 2.009            | 2.010            | 2.011            | 2.012           |
|----------------------|---|------------------|------------------|------------------|------------------|------------------|------------------|-----------------|
| <b><u>CUENTA</u></b> | <b><u>RUBRO</u></b>                       | <b>EJECUTADO</b> | <b>EJECUTADO</b> | <b>EJECUTADO</b> | <b>EJECUTADO</b> | <b>EJECUTADO</b> | <b>EJECUTADO</b> | <b>24-10-12</b> |
| 0                    | TOTAL DE INGRESOS                         | 3.769.814.469    | 4.005.911.157    | 4.559.596.195    | 5.233.614.486    | 5.628.960.985    | 5.262.095.162    | 6.564.658.395   |
| 1000000              | INGRESOS CORRIENTES                       | 1.311.245.068    | 2.458.108.676    | 2.348.415.301    | 2.687.953.854    | 2.920.869.488    | 3.189.359.916    | 3.722.454.573   |
| 1100000              | INGRESOS TRIBUTARIOS                      | 839.344.069      | 1.041.151.807    | 1.213.687.574    | 1.396.535.493    | 1.555.418.696    | 1.658.510.350    | 1.879.449.699   |
| 1120000              | IMPUESTOS SOBRE LA PROPIEDAD              | 486.109.645      | 588.129.389      | 742.171.732      | 795.987.751      | 882.270.860      | 916.086.698      | 1.039.420.703   |
| 1120010              | Impuesto Inmobiliario                     | 323.415.965      | 391.169.626      | 482.714.955      | 518.412.710      | 562.244.700      | 586.933.082      | 649.109.313     |
| 1120030              | Impuesto Adicional A Los Baldios          | 3.939.325        | 8.704.541        | 8.324.769        | 8.548.296        | 10.220.698       | 8.995.677        | 9.949.755       |
| 1120050              | Impuesto De Patente A Los Rodados         | 128.913.415      | 147.291.948      | 196.148.356      | 203.275.764      | 214.960.014      | 248.141.499      | 272.391.354     |
| 1120060              | Impuesto A La Construccion                | 13.674.462       | 26.225.779       | 16.420.502       | 23.935.311       | 37.689.169       | 42.550.193       | 56.456.085      |
| 1120070              | Impuesto Al Fraccionamiento De Tierras    | 3.771.627        | 5.841.420        | 3.834.514        | 1.504.495        | 24.077.567       | 2.299.080        | 13.918.746      |
| 1120080              | Impuesto A La Transferencia De Bienes     | 12.394.851       | 8.896.075        | 34.728.636       | 40.311.175       | 33.078.712       | 27.167.167       | 37.595.450      |
| 1130000              | IMPUESTOS INTERNOS SOBRE BIENES           | 331.216.219      | 421.806.994      | 433.710.087      | 561.081.501      | 630.643.122      | 697.189.912      | 786.780.182     |
| 1130090              | Impuesto De Patente A La Profesion, Co    | 268.487.766      | 351.465.764      | 357.447.365      | 468.626.086      | 531.094.441      | 597.381.887      | 683.365.723     |
| 1130100              | Impuesto A La Publicidad Y Propagand      | 27.881.268       | 36.730.748       | 36.829.186       | 49.071.861       | 55.369.933       | 60.468.867       | 68.750.595      |
| 1130110              | Imp. A Los Esp. Pub. Y A Los Jueg. De E   | 4.154.875        | 3.495.932        | 5.215.335        | 4.923.100        | 2.312.500        | 2.440.000        | 3.514.500       |
| 1130130              | Imp. A Las Rifas, Vent. Por Sort. Y Sort. | 240.900          | 568.300          | 535.727          | 694.114          | 749.070          | 630.558          | 1.756.464       |
| 1130140              | Impuesto Al Transp. Colectivo De Pasaje   | 11.207.500       | 9.288.050        | 18.243.400       | 14.399.500       | 10.542.500       | 6.359.500        | 8.334.000       |
| 1130150              | Impuesto Al Faenamamiento                 | 8.840.000        | 9.645.040        | 5.525.000        | 13.335.000       | 20.681.500       | 19.619.000       | 11.208.000      |
| 1130160              | Imp. Al Reg. De Marc., Señales De Hac.    | 3.409.180        | 2.690.960        | 180.500          | 132.500          | 101.500          | -                | -               |
| 1130170              | Imp. Al Papel Sellado Y Est. Municipales  | 6.334.380        | 7.550.500        | 9.430.874        | 9.491.940        | 9.534.778        | 19.619.000       | 9.469.000       |
| 1130180              | Impuesto De Cementerios                   | 660.350          | 752.700          | 302.700          | 407.400          | 256.900          | 445.100          | 381.900         |
| 1190000              | OTROS INGRESOS TRIBUTARIOS                | 22.018.205       | 31.215.424       | 37.805.755       | 39.466.241       | 42.504.714       | 45.233.740       | 53.248.814      |
| 1190030              | Multas Tributarias                        | 22.018.205       | 31.215.424       | 37.805.755       | 39.466.241       | 42.504.714       | 45.233.740       | 53.248.814      |
| 1300000              | INGRESOS NO TRIBUTARIOS                   | 122.605.517      | 165.363.775      | 276.321.264      | 340.691.408      | 391.008.966      | 539.409.614      | 571.444.134     |
| 1320000              | TASAS Y DERECHOS                          | 118.671.199      | 156.870.130      | 225.524.290      | 286.944.008      | 369.567.443      | 504.303.245      | 541.921.104     |
| 1320210              | Tasa Por Servicios De Salubridad          | 4.909.295        | 6.344.080        | 7.199.470        | 7.317.730        | 22.172.000       | 20.728.000       | 16.041.000      |
| 1320220              | Tasa Por Insp. Y Cont. De Pesas Y Medic   | 9.518.395        | 16.187.888       | 32.913.790       | 48.250.650       | 54.136.404       | 55.786.487       | 64.497.617      |
| 1320230              | Tasa Por Inspeccion De Instalaciones      | 3.796.700        | 5.174.480        | 7.973.670        | 10.880.830       | 28.391.000       | 27.294.500       | 19.831.000      |
| 1320240              | Tasa Por Serv. De Insp. De Autovehiculo   | 5.778.960        | 7.246.100        | 12.404.000       | 37.434.000       | 38.122.000       | 41.394.000       | 53.639.000      |
| 1320260              | Tasa Por Rec. De Res. Y Limp. De Vias P   | 40.831.920       | 54.417.924       | 71.153.883       | 74.183.606       | 87.791.060       | 93.389.220       | 93.707.304      |
| 1320270              | Tasa Por Cons. De Parq., Jard. Y Paseos   | 3.743.630        | 14.455.567       | 8.968.155        | 21.959.800       | 22.881.000       | 23.912.000       | 25.052.000      |
| 1320300              | Tasa Por Serv. De Prev. Y Prot. Cont. Ric | 34.116.992       | 34.215.943       | 53.557.460       | 64.657.558       | 70.526.729       | 80.864.650       | 89.479.145      |
| 1320330              | Tasa Por Conservacion De Pavimento        | 9.934.727        | 10.174.348       | 18.023.669       | 20.949.834       | 21.102.938       | 28.908.166       | 35.378.212      |
| 1320340              | Tasa Conservacion De Cementerios          | 3.420.160        | 5.319.600        | 8.254.500        | 1.307.800        | 10.140.000       | 31.841.035       | 31.587.000      |

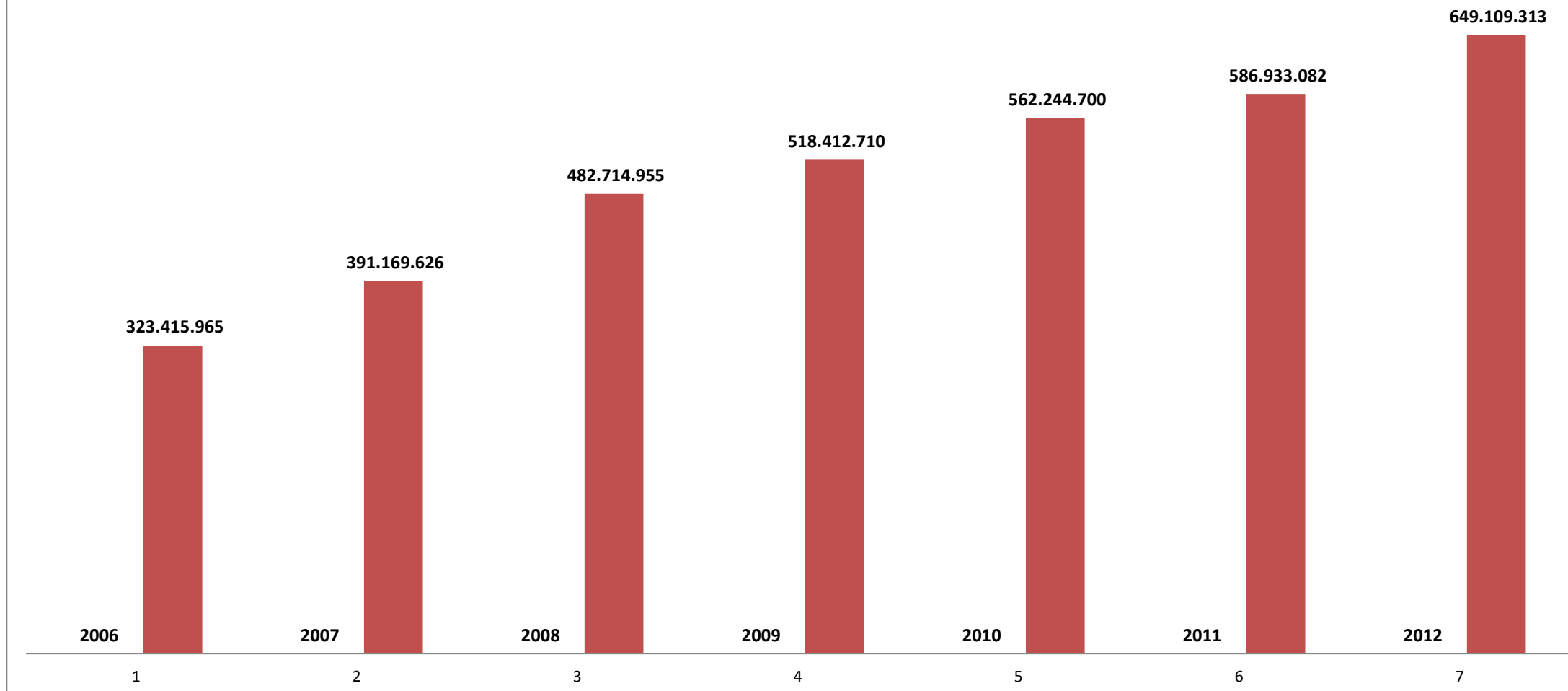
|                |   |                    |                    |                    |                    |                    |                    |                    |
|----------------|---|--------------------|--------------------|--------------------|--------------------|--------------------|--------------------|--------------------|
| 1320350        | Tasa Conservacion Vias Publicas           | 2.620.420          | 3.334.200          | 5.075.693          | 2.200              | -                  | -                  | -                  |
|                |   | 2.006              | 2.007              | 2.008              | 2.009              | 2.010              | 2.011              | 2.012              |
| <b>CUENTA</b>  | <b>RUBRO</b>                              | <b>EJECUTADO</b>   | <b>EJECUTADO</b>   | <b>EJECUTADO</b>   | <b>EJECUTADO</b>   | <b>EJECUTADO</b>   | <b>EJECUTADO</b>   | <b>41.206</b>      |
| 1320360        | Tasas Por Capac.para Conduccion           | -                  | -                  | -                  | -                  | <b>14.304.312</b>  | <b>16.143.490</b>  | <b>16.075.840</b>  |
| 1320470        | Fondo Especial para Pavimento             | -                  | -                  | -                  | -                  | -                  | 72.051.697         | 84.642.986         |
| 1320480        | Tasa por Conservacion Albergue            | -                  | -                  | -                  | -                  | -                  | <b>11.990.000</b>  | <b>11.990.000</b>  |
| <b>1330000</b> | <b>MULTAS Y OTROS DERECHOS NO T</b>       | <b>3.934.318</b>   | <b>8.493.645</b>   | <b>50.796.974</b>  | <b>53.747.400</b>  | <b>21.441.523</b>  | <b>35.106.369</b>  | <b>29.523.030</b>  |
| 1330010        | Multas No Tributarias                     | 3.934.318          | 8.493.645          | 50.796.974         | 53.747.400         | 21.441.523         | 35.106.369         | 29.523.030         |
| <b>1400000</b> | <b>VENTA DE BIENES Y SERV. DE LAS</b>     | <b>107.641.194</b> | <b>125.307.644</b> | <b>230.731.181</b> | <b>193.764.250</b> | <b>225.874.860</b> | <b>240.963.385</b> | <b>263.252.140</b> |
| <b>1410000</b> | <b>VENTA DE BIENES DE LAS ADM. PU</b>     | <b>32.454.974</b>  | <b>29.957.300</b>  | <b>50.875.000</b>  | <b>19.877.000</b>  | <b>33.053.200</b>  | <b>28.982.000</b>  | <b>27.811.000</b>  |
| 1410080        | Prov. De Cop. De Planos, Inf. Tec., Plani | 27.102.374         | 23.314.300         | 40.908.800         | 6.142.000          | 8.518.200          | 3.087.000          | 1.106.000          |
| 1410130        | Provision De Dist. Para Vehiculos         | <b>5.352.600</b>   | <b>6.643.000</b>   | <b>9.966.200</b>   | <b>13.735.000</b>  | <b>24.535.000</b>  | <b>25.895.000</b>  | <b>26.705.000</b>  |
| <b>1420000</b> | <b>VENTA DE SERV. DE LAS ADM. PUE</b>     | <b>75.186.220</b>  | <b>95.350.344</b>  | <b>179.856.181</b> | <b>173.887.250</b> | <b>192.821.660</b> | <b>211.981.385</b> | <b>235.441.140</b> |
| 1420150        | Serv. Tec. Y Adm. En General              | 75.186.220         | 95.350.344         | 179.856.181        | 173.887.250        | 192.821.660        | 211.981.385        | 235.441.140        |
| <b>1500000</b> | <b>TRANSFERENCIAS CORRIENTES</b>          | <b>106.577.239</b> | <b>984.530.387</b> | <b>433.392.214</b> | <b>488.459.149</b> | <b>529.238.886</b> | <b>523.833.101</b> | <b>721.813.459</b> |
| <b>1530000</b> | <b>TRANSF. CONS. DE ENT. Y ORG. DE</b>    | <b>106.577.239</b> | <b>263.796.182</b> | <b>390.964.186</b> | <b>450.187.809</b> | <b>472.322.841</b> | <b>523.833.101</b> | <b>721.813.459</b> |
| 1530700        | Aportes Gobierno Central Royalties        | <b>63.851.987</b>  | <b>686.638.768</b> | <b>390.964.186</b> | <b>450.187.809</b> | <b>472.322.841</b> | <b>412.910.666</b> | <b>660.325.574</b> |
| 1530800        | Aportes Del Gob. Cent. Con Canon Fisca    | 42.725.252         | 34.095.437         | 42.428.028         | 38.271.340         | 56.916.045         | 110.922.435        | 61.487.885         |
| <b>1600000</b> | <b>RENTAS DE LA PROPIEDAD</b>             | <b>45.038.769</b>  | <b>31.811.493</b>  | <b>46.994.577</b>  | <b>32.069.124</b>  | <b>47.326.580</b>  | <b>40.966.551</b>  | <b>43.117.776</b>  |
| <b>1610000</b> | <b>INTERESES</b>                          | <b>10.143.769</b>  | <b>15.532.133</b>  | <b>20.535.077</b>  | <b>12.093.624</b>  | <b>8.705.410</b>   | <b>11.270.423</b>  | <b>13.072.443</b>  |
| 1610010        | Intereses Por Prestamos                   | 4.229.898          | <b>10.152.453</b>  | 13.385.854         | 4.532.625          | 2.248.024          | 6.313.849          | 6.591.725          |
| 1610020        | Intereses Por Depositos                   | 5.913.871          | 5.379.680          | 7.149.223          | 7.560.999          | 6.457.386          | 4.956.574          | 6.480.718          |
| <b>1630000</b> | <b>ARREND. DE INMUEBLES, TIERRAS</b>      | <b>34.895.000</b>  | <b>16.279.360</b>  | <b>26.459.500</b>  | <b>19.975.500</b>  | <b>38.621.170</b>  | <b>29.696.128</b>  | <b>30.045.333</b>  |
| 1630090        | Alquiler De Tierras Y Terrenos            | <b>500.000</b>     | -                  | <b>900.000</b>     | <b>3.683.500</b>   | <b>2.209.170</b>   | <b>1.440.000</b>   | <b>304.000</b>     |
| 1630230        | Ocup. Prec. De Bienes De Dominio Publ     | <b>5.540.000</b>   | <b>4.250.000</b>   | <b>4.250.000</b>   | <b>1.320.000</b>   | <b>6.600.000</b>   |                    | <b>2.200.000</b>   |
| 1630990        | Uso De Equipo Caminero                    | <b>28.855.000</b>  | <b>12.029.360</b>  | <b>21.309.500</b>  | <b>14.972.000</b>  | <b>29.812.000</b>  | <b>28.256.128</b>  | <b>27.541.333</b>  |
| <b>1700000</b> | <b>INGRESOS DE OPERACION</b>              | -                  | -                  | -                  | -                  | -                  | -                  | -                  |
| <b>1720000</b> | <b>INGRESOS DE OPERACION DE ENT</b>       | -                  | -                  | -                  | -                  | -                  | -                  | -                  |
| 1720020        | Intereses Y Comisiones Sobre Prestamos    | -                  | -                  | -                  | -                  | -                  | -                  | -                  |
| <b>1800000</b> | <b>DONACIONES CORRIENTES</b>              | <b>90.038.280</b>  | <b>109.943.570</b> | <b>147.288.491</b> | <b>236.434.430</b> | <b>172.001.500</b> | <b>164.020.915</b> | <b>211.408.255</b> |
| <b>1810000</b> | <b>DONACIONES NACIONALES</b>              | <b>90.038.280</b>  | <b>786.432</b>     | <b>147.288.491</b> | <b>236.434.430</b> | <b>172.001.500</b> | <b>164.020.915</b> | <b>211.408.255</b> |
| 18100010       | Otras Donaciones                          | -                  | -                  | -                  | <b>70.000.000</b>  | -                  | -                  | <b>21.202.250</b>  |
| 1810090        | Conservacion De Caminos Y Puentes         | 90.038.280         | 109.157.138        | 147.288.491        | 166.434.430        | 172.001.500        | 164.020.915        | 190.206.005        |
| <b>1900000</b> | <b>OTROS RECURSOS CORRIENTES</b>          | -                  | -                  | -                  | -                  | -                  | <b>21.656.000</b>  | <b>25.820.000</b>  |
| <b>1910000</b> | <b>OTROS RECURSOS</b>                     | -                  | -                  | -                  | -                  | -                  | <b>21.656.000</b>  | <b>25.820.000</b>  |
| 1910008        | Opaci, Retenciones Por Registros          | -                  | -                  | -                  | -                  | -                  | <b>21.656.000</b>  | <b>25.820.000</b>  |

|               |  | 2.006            | 2.007            | 2.008            | 2.009            | 2.010            | 2.011            | 2.012         |
|---------------|--|------------------|------------------|------------------|------------------|------------------|------------------|---------------|
| <b>CUENTA</b> | <b>RUBRO</b>                             | <b>EJECUTADO</b> | <b>EJECUTADO</b> | <b>EJECUTADO</b> | <b>EJECUTADO</b> | <b>EJECUTADO</b> | <b>EJECUTADO</b> | <b>41.206</b> |
| 2000000       | INGRESOS DE CAPITAL                      | 1.433.134.665    | 1.166.926.817    | 1.616.639.819    | 1.800.751.240    | 1.889.291.371    | 1.692.577.662    | 2.641.302.296 |
| 2100000       | VENTA DE ACTIVOS FIJOS                   | 10.000.000       | 1.166.926.817    | 18.500.000       | 1.800.751.240    | 1.889.291.371    | 36.135.000       |               |
| 2110000       | VENTA DE ACTIVOS FIJOS                   | 10.000.000       | 1.166.926.817    | 18.500.000       | 1.800.751.240    | 1.889.291.371    | 36.135.000       |               |
| 2110010       | Venta Activo Capital                     | 10.000.000       | -                | 18.500.000       | -                | -                | 36.135.000       |               |
| 2200000       | TRANSFERENCIAS DE CAPITAL                | 1.423.134.665    | -                | 1.598.139.819    | 1.800.751.240    | 1.889.291.371    | 1.656.442.662    | 2.641.302.296 |
| 2230000       | TRANSFERENCIAS CONSOLIDABLES             | 1.423.134.665    | 1.166.926.817    | 1.598.139.819    | 1.800.751.240    | 1.889.291.371    | 1.656.442.662    | 2.641.302.296 |
| 2230700       | Aportes Gobierno Central Royalties       | 1.423.134.665    | 1.166.926.817    | 1.598.139.819    | 1.800.751.240    | 1.889.291.371    | 1.656.442.662    | 2.641.302.296 |
| 3000000       | RECURSOS DE FINANCIAMIENTO               | 1.025.434.736    | 380.875.664      | 594.541.075      | 744.909.392      | 818.800.126      | 380.157.584      | 200.901.526   |
| 3300000       | RECUPERACION DE PRESTAMOS                | 495.555.681      | 215.996.929      | 128.396.398      | 189.385.252      | 129.145.423      | 121.383.120      | 200.901.526   |
| 3320000       | REEMBOLSOS DE PRESTAMOS DEL              | 495.555.681      | 215.996.929      | 128.396.398      | 189.385.252      | 129.145.423      | 121.383.120      | 200.901.526   |
| 3320090       | Rec. De Prest. Por Const. De Pav. Asfalt | 440.432.862      | 175.996.929      | 78.396.398       | 149.385.252      | 79.145.423       | 111.383.120      | 140.806.686   |
| 3320100       | Recuperacion Prestamos Junta Saneamie    | 55.122.819       | 40.000.000       | 50.000.000       | 40.000.000       | 50.000.000       | 10.000.000       | 9.000.000     |
| 3400000       | SALDO INICIAL DE CAJA                    | 529.879.055      | 164.878.735      | 466.144.677      | 555.524.140      | 689.654.703      | 258.774.464      | (60.151.521)  |
| 3410000       | SALDO INICIAL DE TESORERIA               | 529.879.055      | 164.878.735      | 466.144.677      | 555.524.140      | 689.654.703      | 258.774.464      | (60.151.521)  |
| 3411000       | Saldo De Caja Royalties                  | 276.351.150      | 103.779.037      | 160.595.556      | 89.543.832       | 40.714.501       | (132.349.148)    | (200.495.308) |
| 3414000       | Saldo De Caja Genuino                    | 253.527.905      | 61.099.698       | 305.549.121      | 465.980.308      | 648.940.202      | 391.123.612      | 140.343.787   |

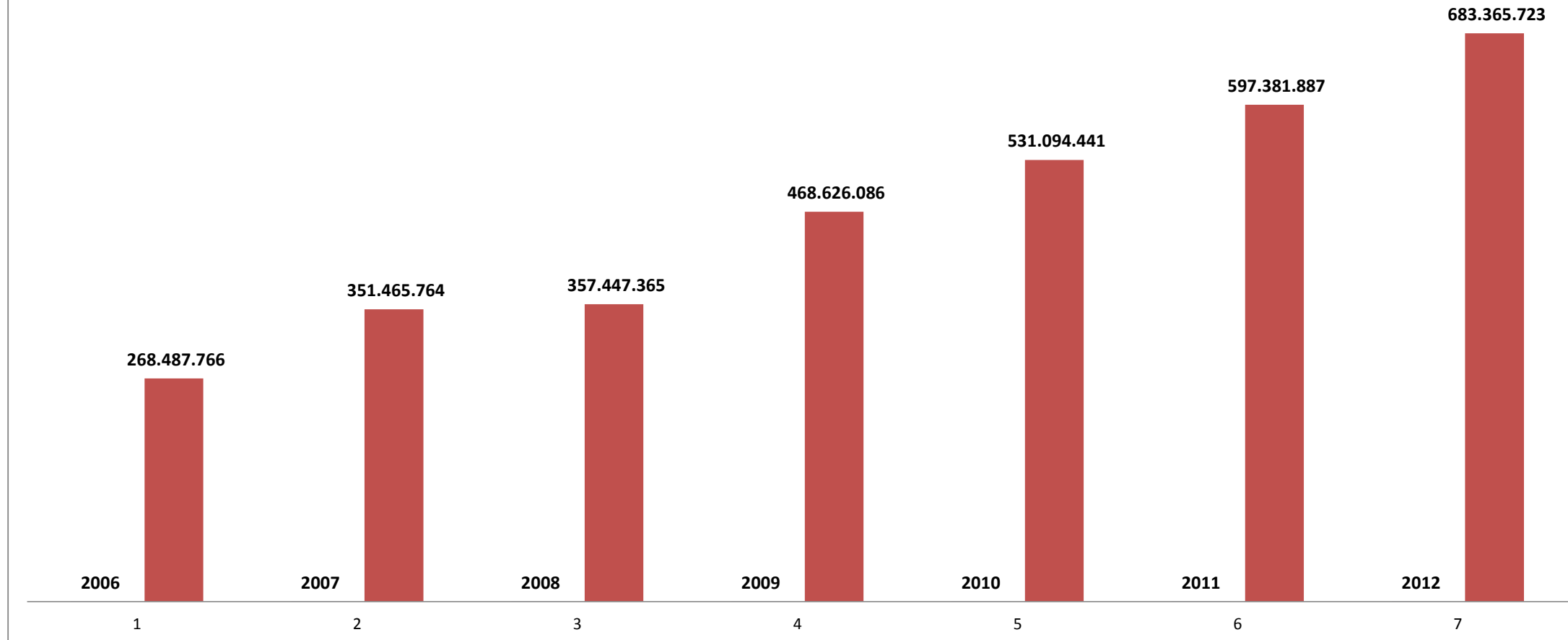
**INGRESOS COMPARATIVOS AÑO 2006 AL 24-10-2012**



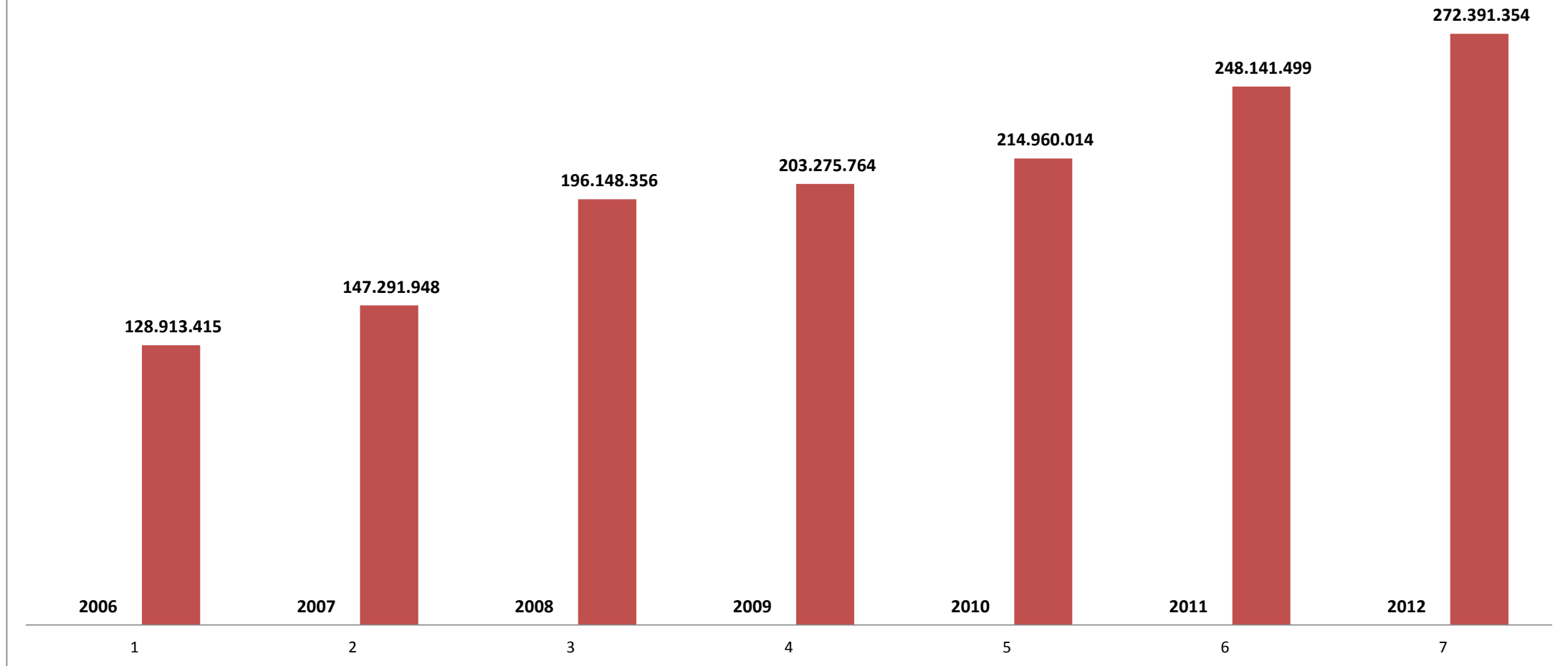
## **INGRESOS COMPARATIVOS - IMPUESTO INMOBILIARIO**



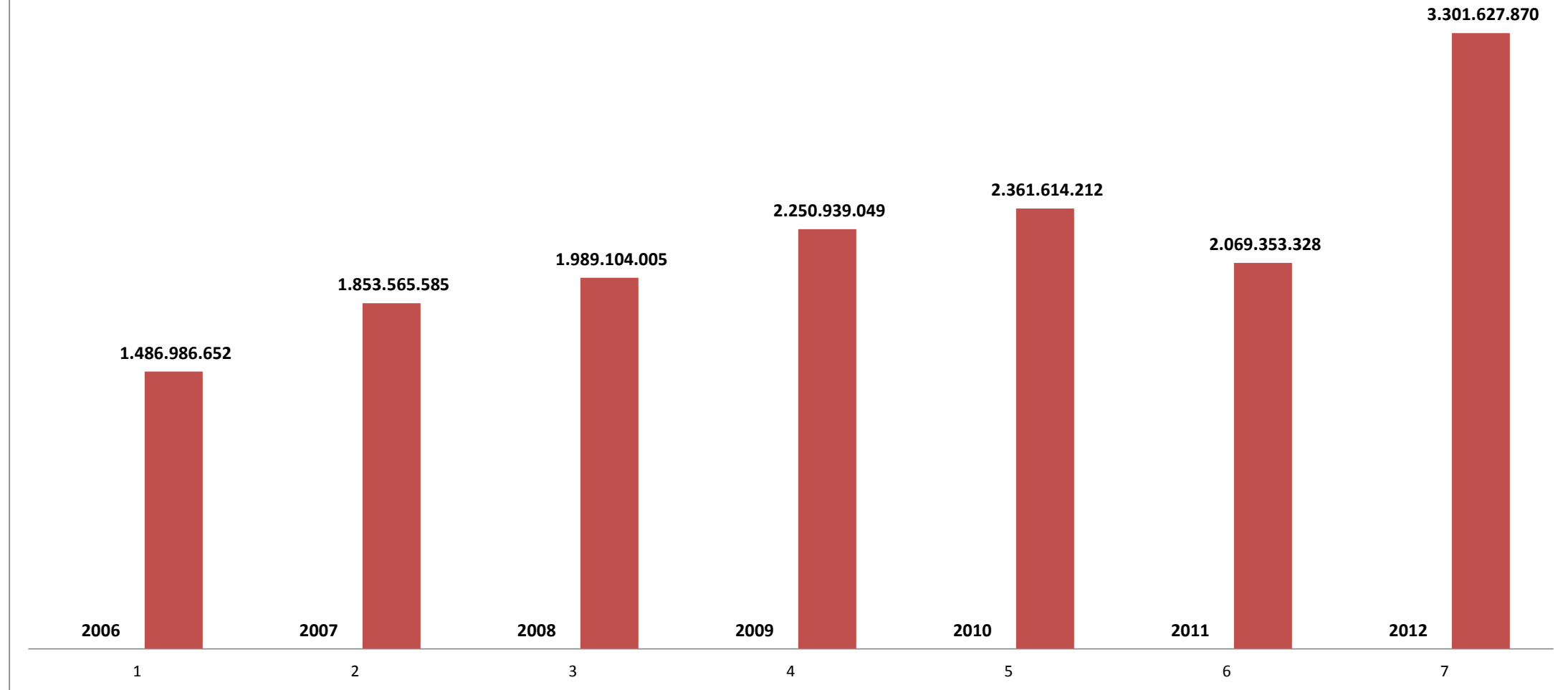
## INGRESOS COMPARATIVOS - PATENTE COMERCIAL Y PROFESIONAL



**INGRESOS COMPARATIVOS - PATENTE DE RODADOS**

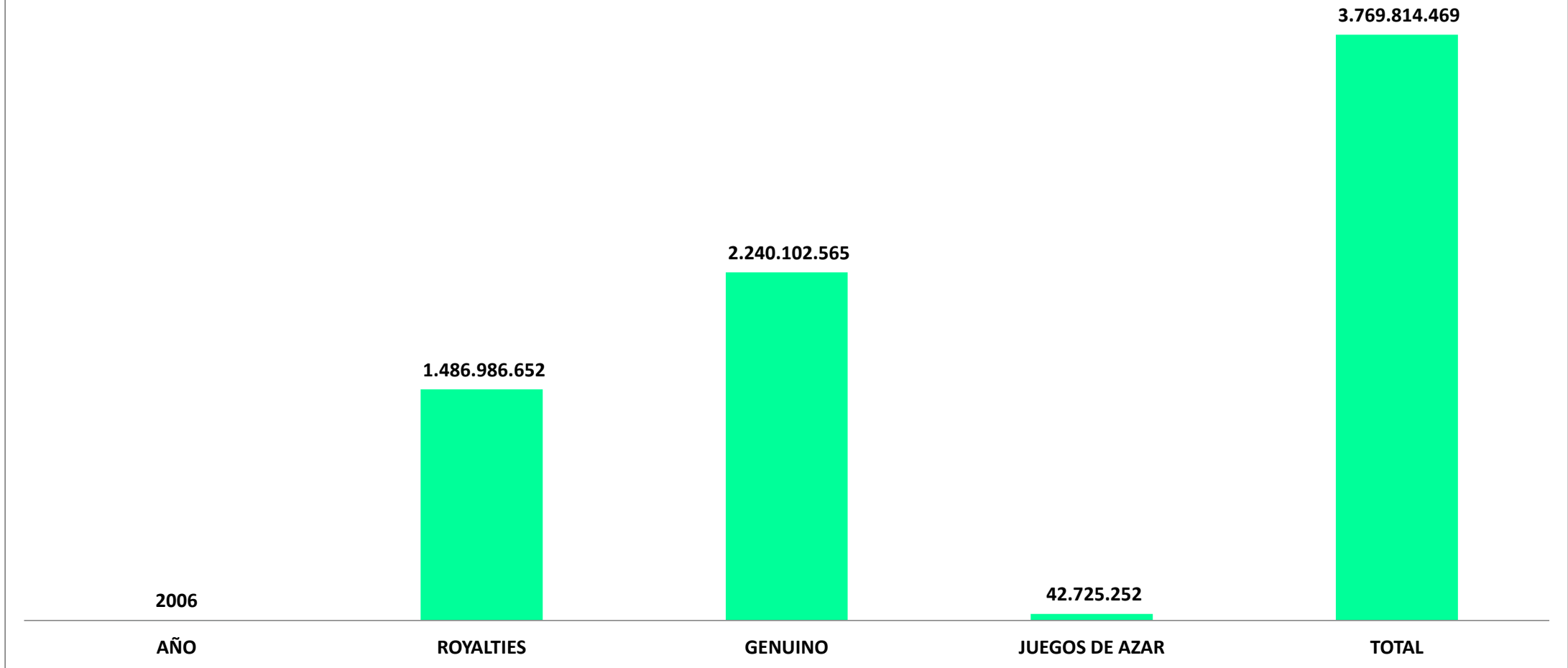


**INGRESOS COMPARATIVOS - ROYALTIES Y COMPENSACIONES**

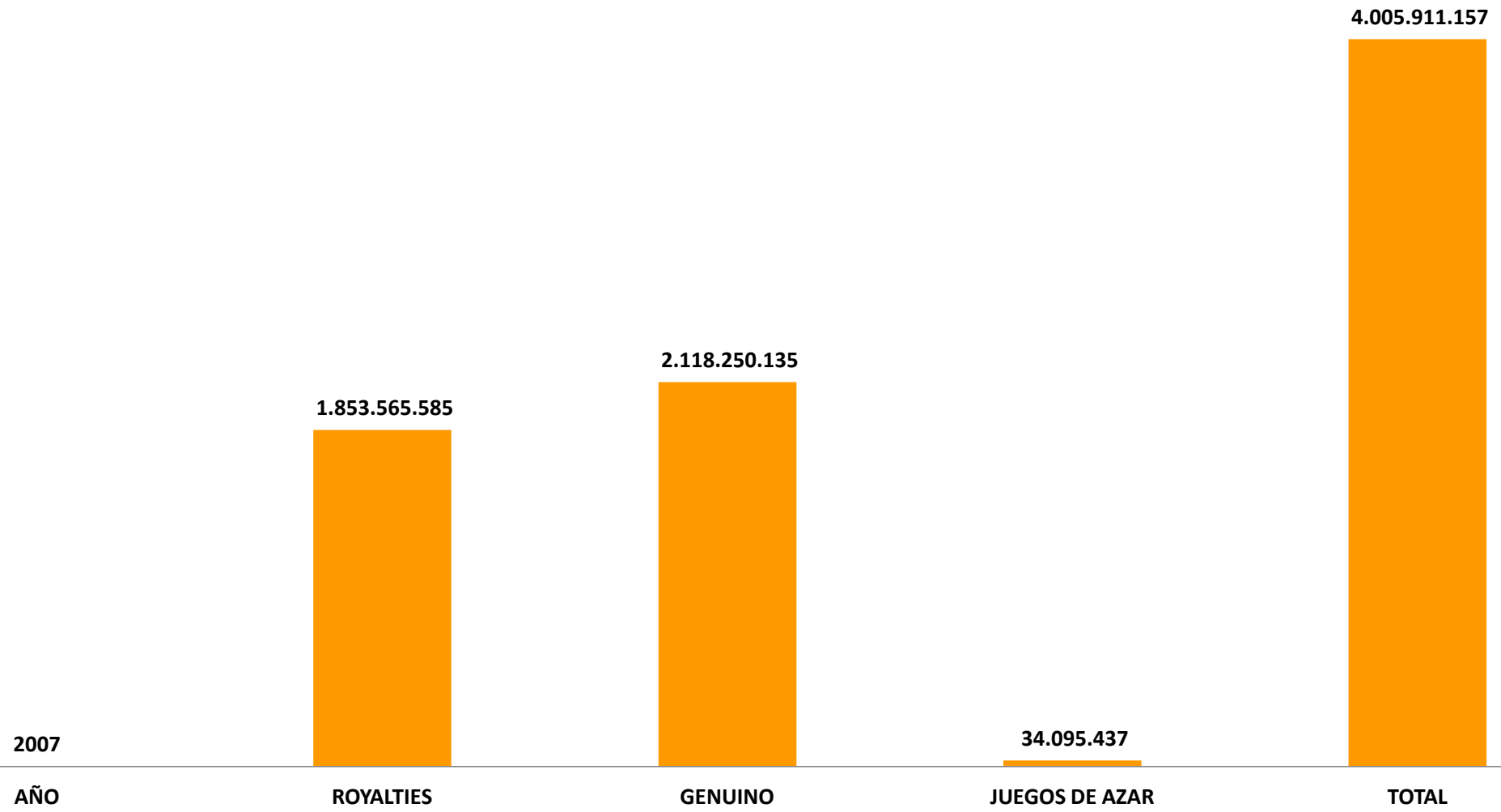




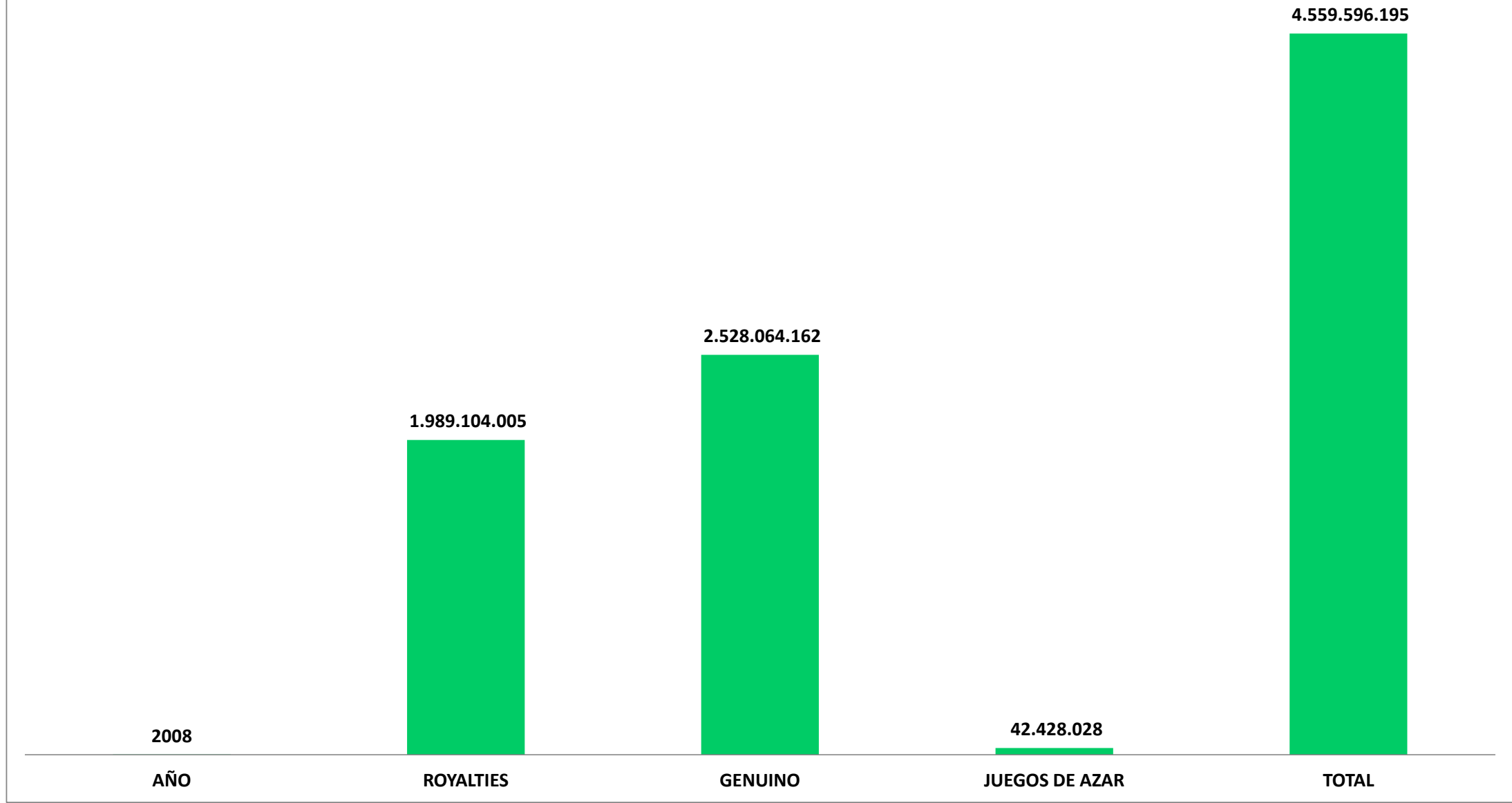
### COMPOSICION DE INGRESOS AÑO 2006



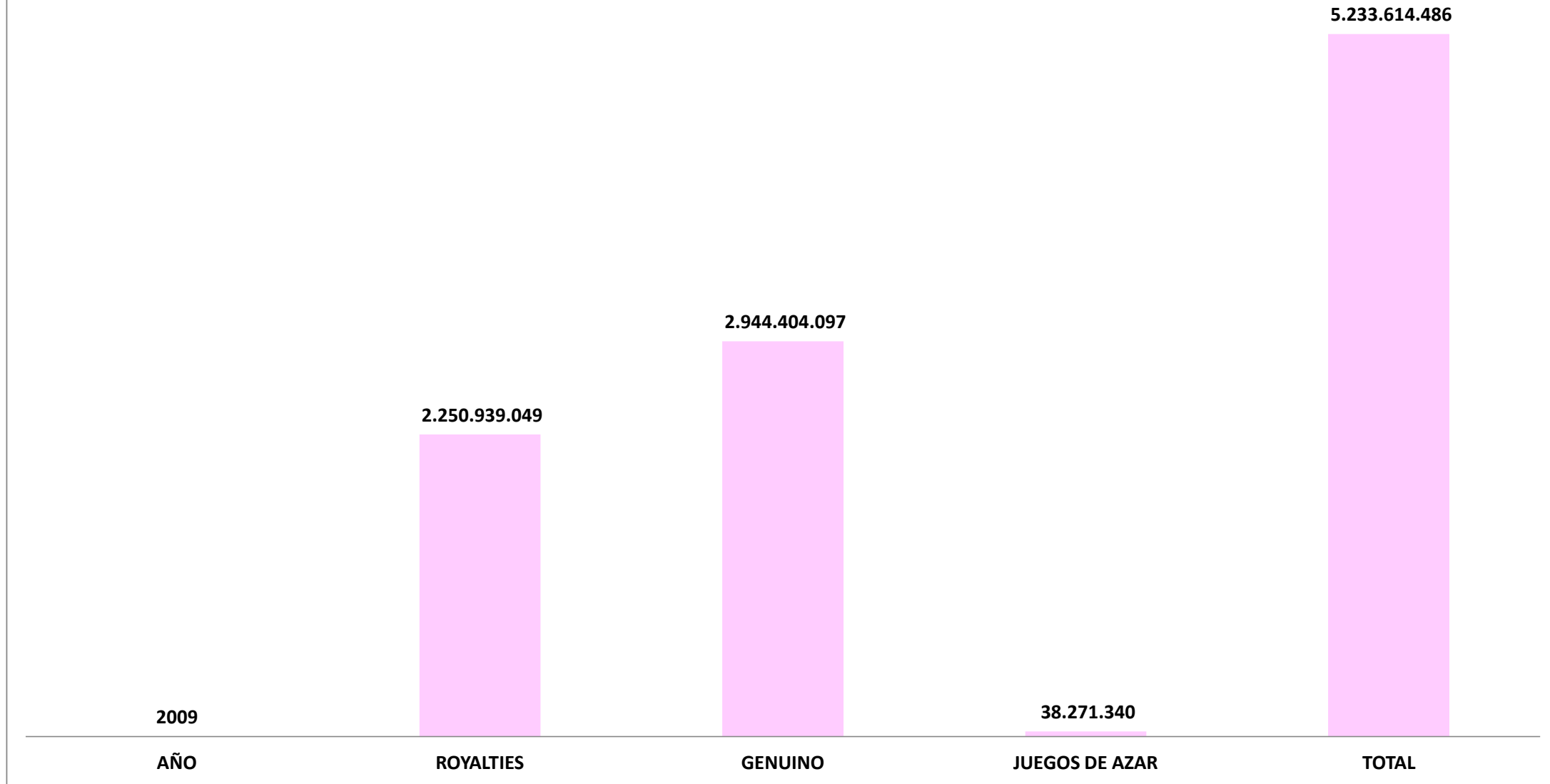
### COMPOSICION DE INGRESOS AÑO 2007



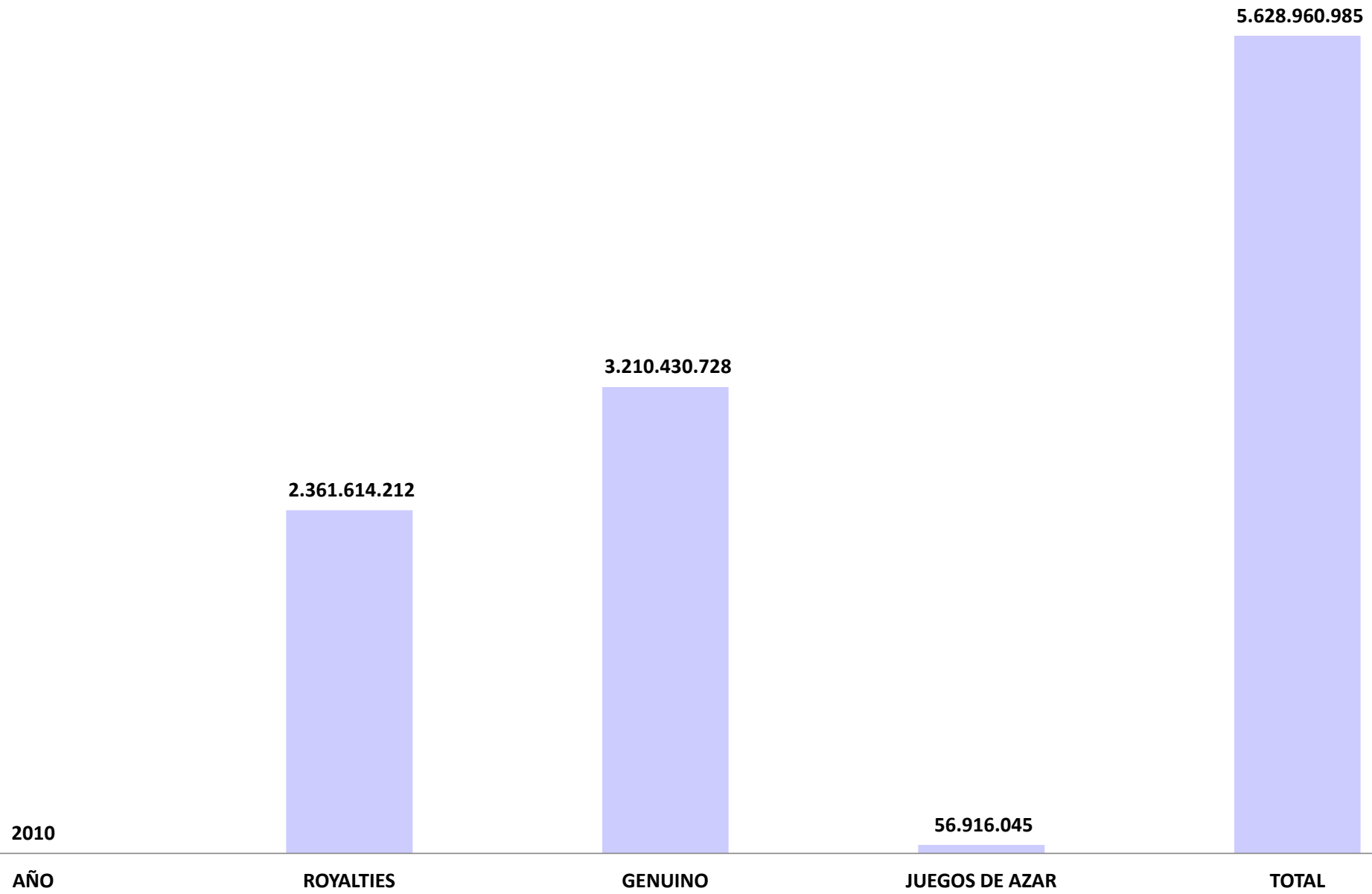
## COMPOSICION DE INGRESOS AÑO 2008



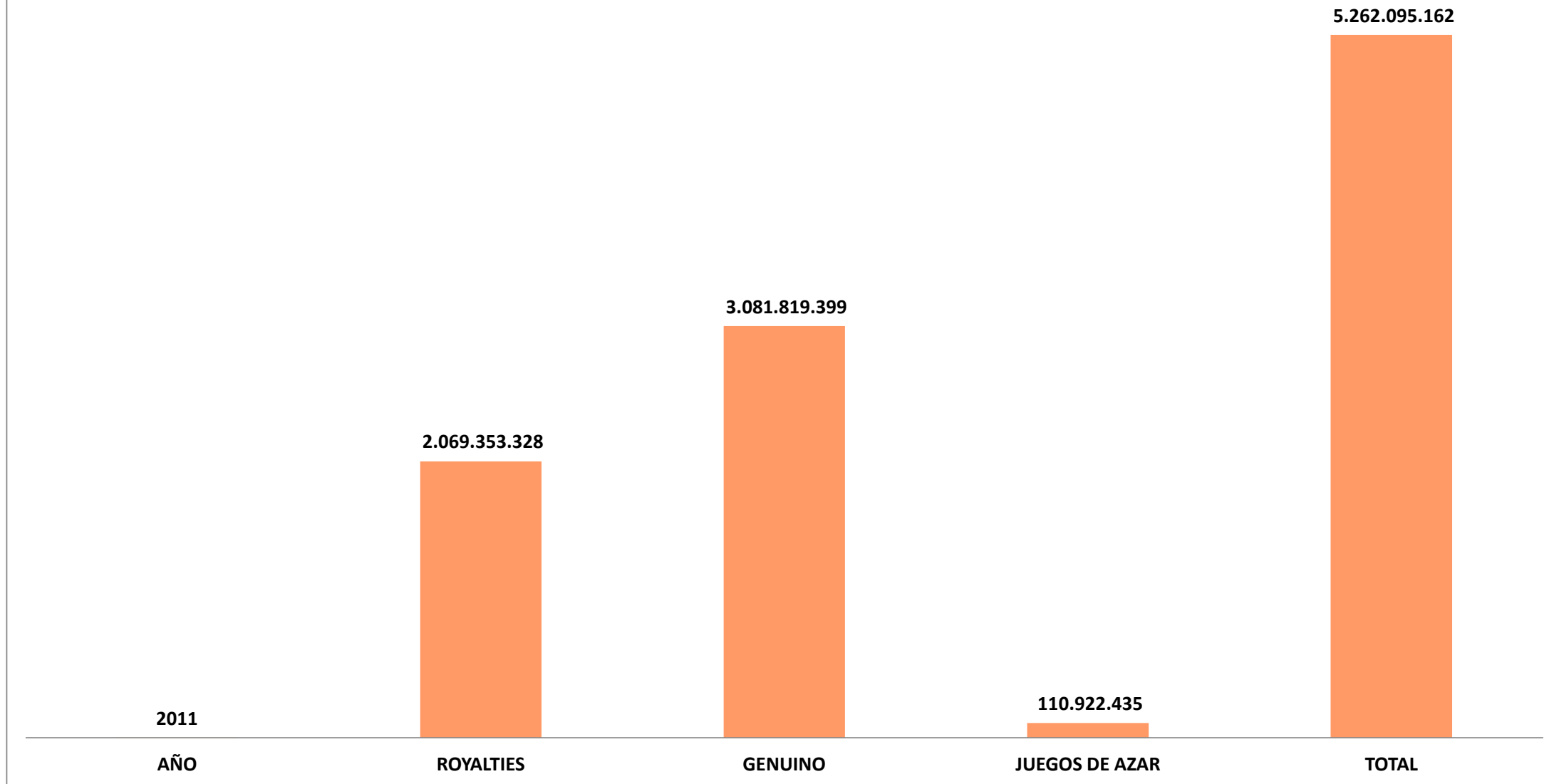
## COMPOSICION DE INGRESOS AÑO 2009



### COMPOSICION DE INGRESOS AÑO 2010



### COMPOSICION DE INGRESOS AÑO 2011



**COMPOSICION DE INGRESOS AL 25 - 10 - 2012**

